



# EST3 to EST4 Forward Migration

Simple system upgrades for modern facilities.



## LEAD THE WAY FORWARD

Edwards partners are the first line of defense for owners and managers who trust the safety of their people and property to Edwards fire and life safety systems. That's why we've created a simple, efficient forward migration solution to manage the transition from EST3 to the next generation of Edwards panels, EST4.



## **BACKWARD COMPATIBLE**

Easily migrate to the EST4 without changing wiring or peripheral devices thanks to efficient backward compatibility.

## **ADVANCED TECHNOLOGY**

Increased survivability with pre-recorded messages stored at every CPU, which will play based on programming even if one fails during an emergency. In addition EST4 can accommodate up to 120 nodes and 300,000 signature devices.

## **BUDGET CONSCIOUS**

A holistic facility migration can be accomplished over time and as needed, with components and devices that were designed to protect the initial investment.

## **SIMPLIFIED PROCESS**

A streamlined migration process with backward compatible components means fewer facility disruptions and decreased system downtime.

## **MODERN PROTECTION**

EST4 makes life safety communications simple to service, secure from cyberthreats, and easy to implement in a wide range of facilities, including multi-building campuses.

# BACKWARD COMPATIBLE, FORWARD THINKING

Edwards has purpose-built our EST4 to reuse as many parts and components as possible, protecting your initial investment and adding value wherever possible.



**100%**  
REUSABLE  
WIRING\*

PROTECT  
INITIAL  
INVESTMENT

BACKWARD  
COMPATIBLE  
PERIPHERAL  
DEVICES

**REUSE**  
MOST EST3  
PANEL PARTS


\* Some Network Wiring may not be reusable. Please consult your local technical support for more information.

# EST4: FEATURES & BENEFITS






# EST3 WITHOUT AUDIO CONTROL UPGRADE TO EST4



EST3



EST4

Uses existing 3-CAB7B wall box with the new components listed below.

## POTENTIAL REUSABLE EST3 COMPONENTS

### Battery Distribution Bus

3-BTSEN-E

### Chassis Assembly

3-CHAS7-E

### Wallbox

3-CAB7B-E

3-CAB14B-E

3-CAB21B-E

### Cabinet Door

3-CAB7D(R)-E

3-CAB14D(R)-E

3-CAB21D(R)-E

### Graphic Cards

3-EVDVRA

3-EVPWRA

### Initiating Module

3-IDC8/4-E

### Display Rail Module

3-LDSM-E

### Power Supply

3-PPS/M-230-E

4-PPS/M-E

3-BBC/M-230-E

3-BPS/M-230-E

### Cabinet

3-RCC7R-E

3-RCC14R-E

3-RCC21R-E

### Signature Driver Controller

3-SDDC1-E, 3-SSDC1-E

3-SDDC2-E, 3-SSDC2-E

### Tamper Switches

3-TAMP

3-TAMP RCC

### LED Display Switches

3-12/S1GY-E, 3-12/S1RY-E,

3-12RY-E, 3-12SG-E,

3-12SR-E, 3-24G-E,

3-24R-E, 3-24Y-E,

3-6/3S1G2Y-E, 3-6/3S1GYR-E

### Battery Cabinet

BC-1(R)

### Filler Plate

3-LRM-E

## NEW COMPONENTS

### Central Processing Unit

4-CPU-E

### LCD Display

4-3LCD-E

This example is a standalone EST3 system in a single story warehouse, reusing the inner and outer cabinet doors.


**DISCLAIMER:** Unique installations may cause variances.

1. Please consult your local technical support.

2. Only signature detectors are backward compatible with EST4.

3. The 3-SDU cannot be used to program an EST4 system. To program your new EST4 system, you must use the 4-CU configuration utility.

# EST3 WITH AUDIO CONTROL UPGRADE TO EST4



**EST3**



**EST4**

Use existing 3-CAB14B wall box, 3-PPS power supply, 3-SSDC1 controller, 3-MODCOM dialer, batteries and the new components listed below.

## POTENTIAL REUSABLE EST3 COMPONENTS

Includes ALL reusable EST3 components listed on the left hand page.

### Audio Amplifier

3-ZA20A-E  
3-ZA20B-E  
3-ZA40A-E  
3-ZA40B-E

## NEW COMPONENTS

### Display Module

4-24L-E  
4-24L12S-E  
4-24L18S-E  
4-24L24S-E

### Interface Module

4-ANNAUDEL

### Door Assembly

4-CAB24D(R)-E

### Central Processing Unit

4-CPU-E

### Riser Source Module

4-AUDELS-E

### Blank Plate

4-FIL

### Display Module

4-LCDLE  
4-LCDAUDEL

### Microphone

4-MIC-E


### Option Card

4-NET-TP

### Firephone

4-FT

This example is an EST3 system with audio (paging microphone and firefighter's telephone installed) in a two-story building.



## CUSTOMISABLE SOLUTIONS THROUGH A DEDICATED PARTNER NETWORK.

No one knows your facility better than you, which is why you need a partner you can count on to provide the best in fire and life safety solutions for your unique application. Edwards' network of partners—the people we entrust with our technology—provide unrivaled system design, service and know-how to deliver solutions that meet stringent life safety requirements. And they're ready to do the same for you.

See what's possible for your facility. Contact your Edwards partner today.

### LIFE SAFETY & INCIDENT MANAGEMENT



<https://firesecurityproducts.com/en/page/est4>

Pegasus Park - De Kleetlaan, 3.  
1831 Diegem - Brussels